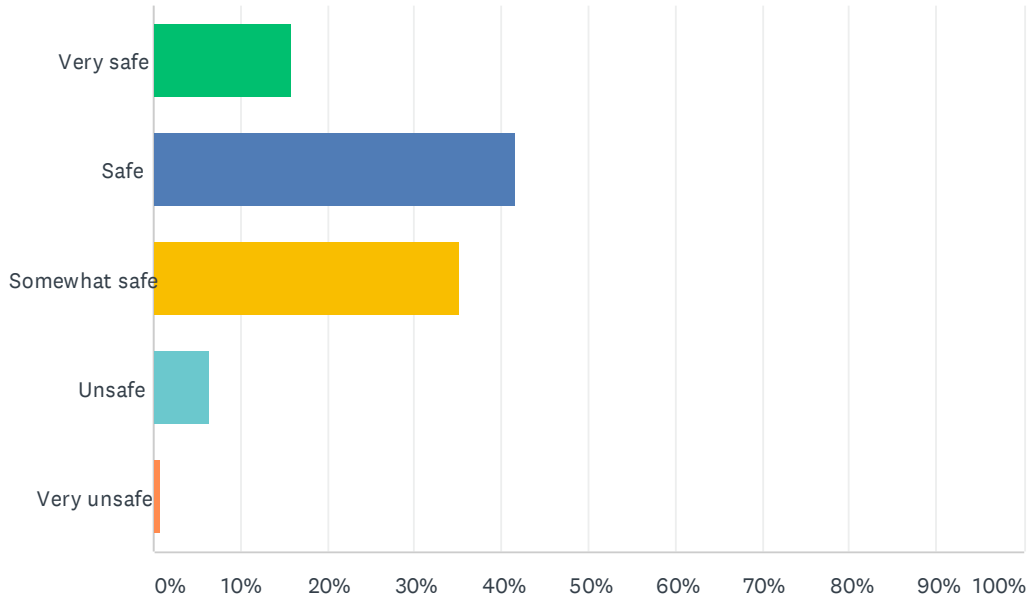


How safe do you feel in your community at present?

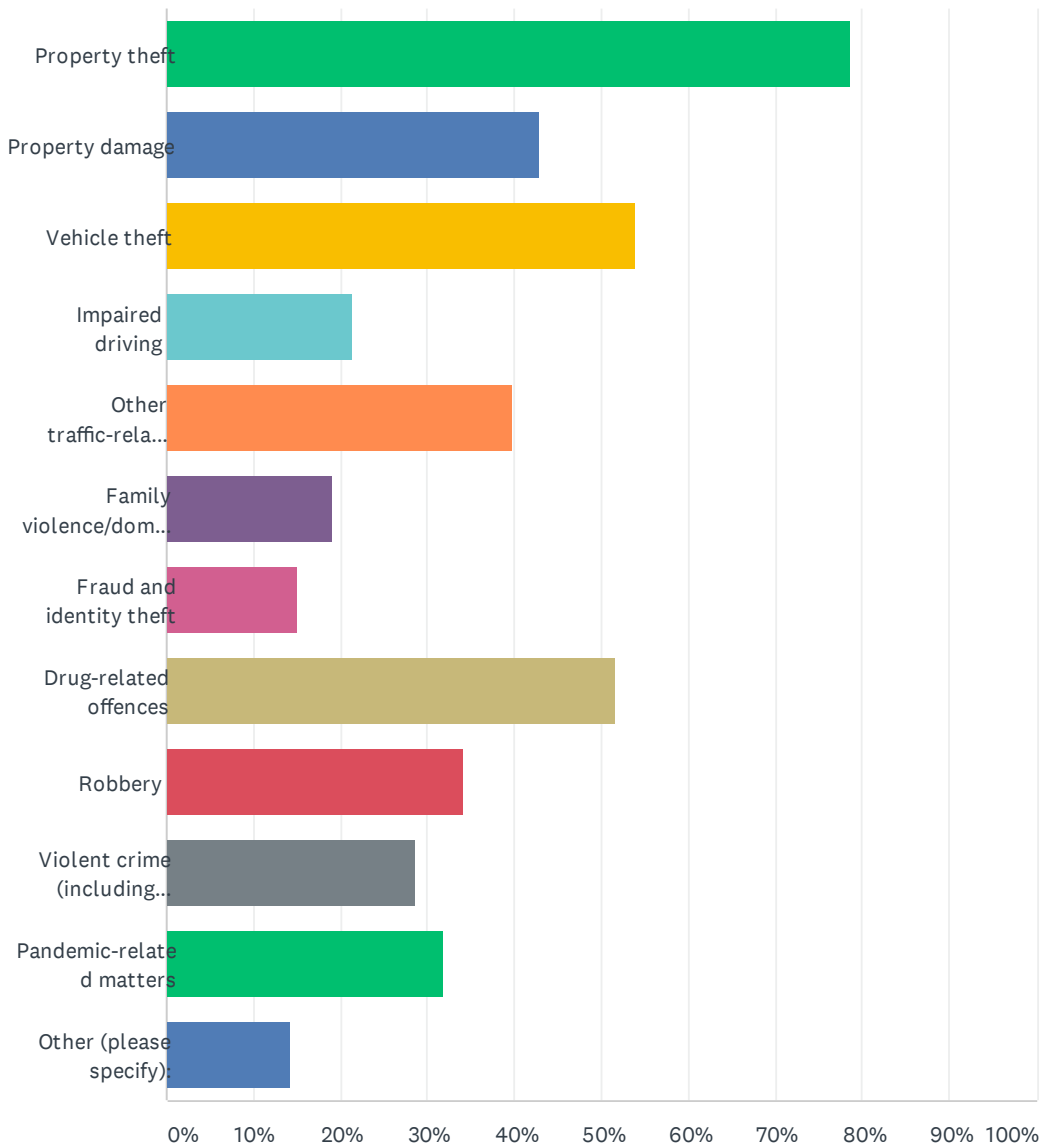
Answered: 125 Skipped: 1



| ANSWER CHOICES | RESPONSES | |
|----------------|-----------|------------|
| Very safe | 16.00% | 20 |
| Safe | 41.60% | 52 |
| Somewhat safe | 35.20% | 44 |
| Unsafe | 6.40% | 8 |
| Very unsafe | 0.80% | 1 |
| TOTAL | | 125 |

Which of the following issues are of most concern to you at present? (select all that apply)

Answered: 126 Skipped: 0

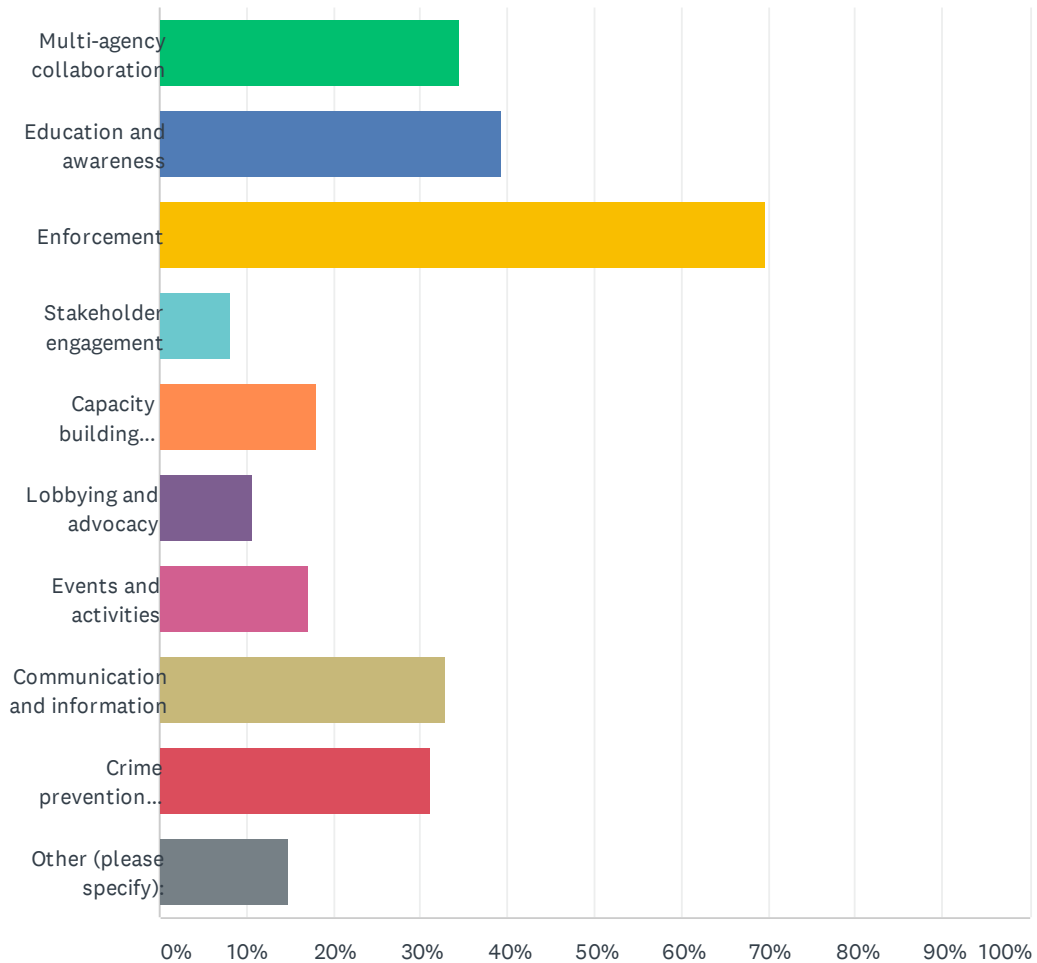


Innisfail Community Safety Survey - Spring 2021

| ANSWER CHOICES | RESPONSES | |
|---|-----------|----|
| Property theft | 78.57% | 99 |
| Property damage | 42.86% | 54 |
| Vehicle theft | 53.97% | 68 |
| Impaired driving | 21.43% | 27 |
| Other traffic-related offences (speeding, distracted driving, etc.) | 39.68% | 50 |
| Family violence/domestic abuse | 19.05% | 24 |
| Fraud and identity theft | 15.08% | 19 |
| Drug-related offences | 51.59% | 65 |
| Robbery | 34.13% | 43 |
| Violent crime (including assault) | 28.57% | 36 |
| Pandemic-related matters | 31.75% | 40 |
| Other (please specify): | 14.29% | 18 |
| Total Respondents: 126 | | |

In which areas would you like to see the Innisfail Policing & Safe Community Committee focus its efforts in the coming year? (select all that apply)

Answered: 122 Skipped: 4

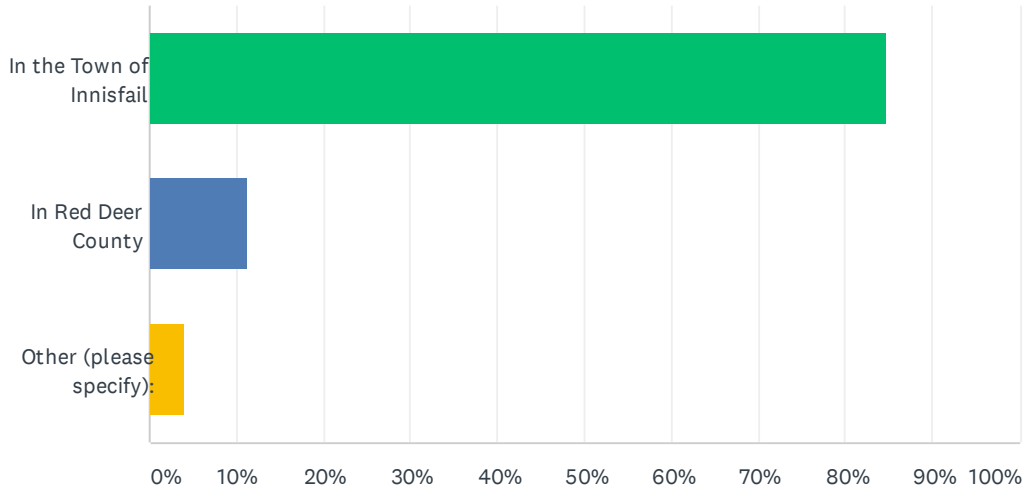


Innisfail Community Safety Survey - Spring 2021

| ANSWER CHOICES | RESPONSES | |
|---|-----------|----|
| Multi-agency collaboration | 34.43% | 42 |
| Education and awareness | 39.34% | 48 |
| Enforcement | 69.67% | 85 |
| Stakeholder engagement | 8.20% | 10 |
| Capacity building (funding, resources, etc.) | 18.03% | 22 |
| Lobbying and advocacy | 10.66% | 13 |
| Events and activities | 17.21% | 21 |
| Communication and information | 32.79% | 40 |
| Crime prevention through environmental design (CPTED) | 31.15% | 38 |
| Other (please specify): | 14.75% | 18 |
| Total Respondents: 122 | | |

Where do you live?

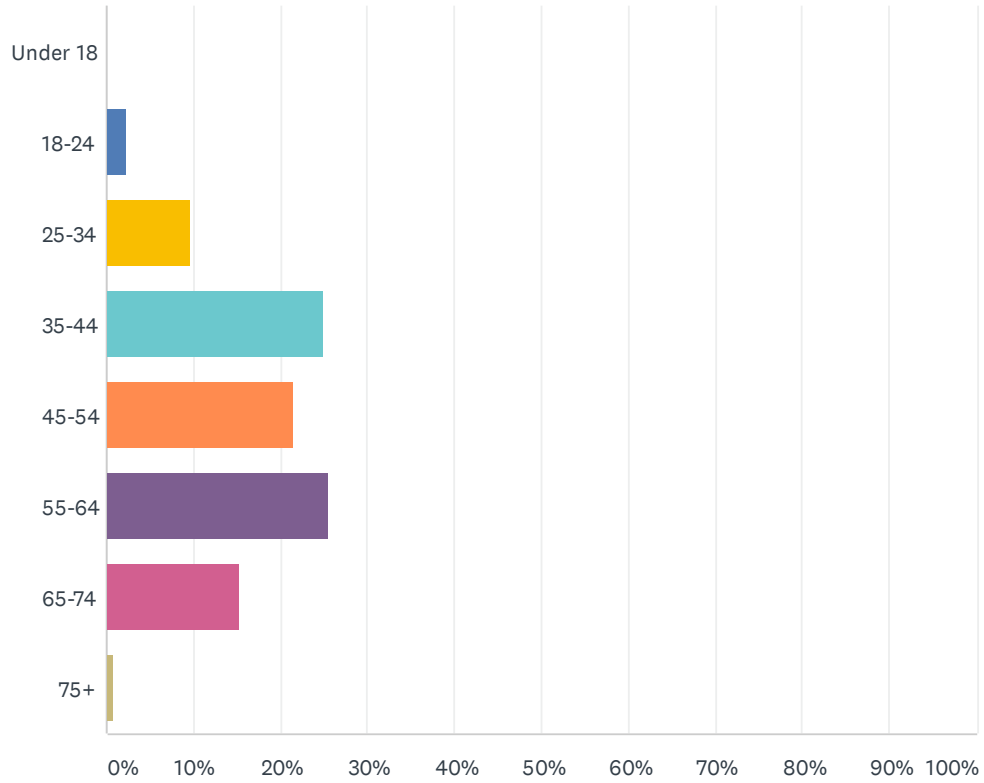
Answered: 124 Skipped: 2



| ANSWER CHOICES | RESPONSES | |
|--------------------------|-----------|------------|
| In the Town of Innisfail | 84.68% | 105 |
| In Red Deer County | 11.29% | 14 |
| Other (please specify): | 4.03% | 5 |
| TOTAL | | 124 |

What is your age range? (optional)

Answered: 125 Skipped: 1



| ANSWER CHOICES | RESPONSES | |
|------------------------|-----------|----|
| Under 18 | 0.00% | 0 |
| 18-24 | 2.40% | 3 |
| 25-34 | 9.60% | 12 |
| 35-44 | 24.80% | 31 |
| 45-54 | 21.60% | 27 |
| 55-64 | 25.60% | 32 |
| 65-74 | 15.20% | 19 |
| 75+ | 0.80% | 1 |
| Total Respondents: 125 | | |